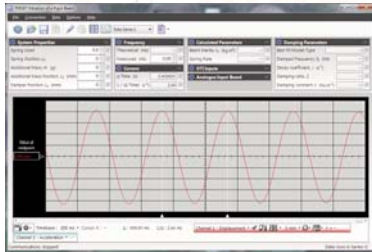



TM167**Free Vibrations of a Beam and Spring**

Shows the oscillatory motion of a rigid beam, pivoted at one end and suspended by a spring at the other.

Works with
VDAS®



Screenshot of the VDAS® (mkII) software



Shown fitted with the optional Damper Kit (TM167a)

- One of a series of modular experiments that explore free vibrations in simple systems
- Uses a pivoted beam with spring for a highly visual display of simple harmonic motion
- Integral scales to save time and for convenient use
- Quick, safe, and easy for students to use - needing minimal lab supervision
- Optional Damper Kit (TM167a) for extra experiments in oscillation damping using safe, easily-available fluids
- Non-contacting displacement sensor to see and measure oscillatory motion with negligible damping effect
- Works with TecEquipment's VDAS® (mkII) for real-time display of the beam displacement waveform and its derivatives

- TecEquipment Ltd, Bonsall Street, Long Eaton, Nottingham NG10 2AN, UK
- **T** +44 115 972 2611 • **F** +44 115 973 1520 • **E** info@tecquipment.com • **W** www.tecquipment.com
- An ISO 9001 certified company
- VDAS is a registered trademark of TecEquipment Ltd

TM167

Free Vibrations of a Beam and Spring

Description

This product is part of a range that explores free vibrations in simple 'one degree of freedom' systems.

It introduces students to key scientific terms such as:

- Simple harmonic motion (SHM) and frequency of oscillation
- Moment of inertia
- Oscillation damping
- Spring constant and Hooke's Law
- Phase difference between displacement and its derivatives

This product fits to the sturdy Test Frame (TM160) for study or demonstration.

This product includes a beam pivoted at one end, with the other end suspended by a coiled spring. You can compare this with the mass-spring system, except the mass moment inertia of the beam replaces the simple mass. This common system appears in machines and vehicle suspensions.

A back panel fixes to the Test Frame. The panel holds a pivot and a non-contacting displacement sensor. The pivot contains high-quality self-aligning bearings that hold the left-hand end of a rigid beam, while allowing it freedom to rotate through a small angle. The sensor measures the oscillations at the right-hand end of the beam with negligible damping, while working to guide the movement.

The beam is of a 'ladder' type construction with equally spaced 'rungs'. The rungs provide convenient mounting positions, while maintaining a uniformly distributed mass along the beam's length. TecEquipment include a set of masses to add to the beam, increasing its inertia. A separate spring bracket above the beam holds a choice of two springs to suspend the beam from any rung along its length. Both the back panel and spring bracket have printed scales. Students use the scale on the back panel to easily position the masses, spring and optional damper along the beam. They use the scale on the spring bracket to show Hooke's Law and find the spring constant.

Students pull the beam gently down and release, allowing it to vibrate. They then find the frequency of oscillation and compare it with that predicted from theory.

The multiple positions along the beam allow students to try their own combinations of experiments, in addition to those suggested. For example, they could try different spring positions or multiple masses.

TecEquipment calibrate the displacement sensor to work with VDAS (mkII) for real-time display and data acquisition of system oscillation waveforms. Students use the software to see the displacement waveform and measure frequency. The software calculates and shows the first two derivatives of displacement - velocity and acceleration.

TecEquipment have specifically designed the TM167 to work with VDAS (mkII). However, the sensor output may be connected to your own data acquisition system or oscilloscope if desired.

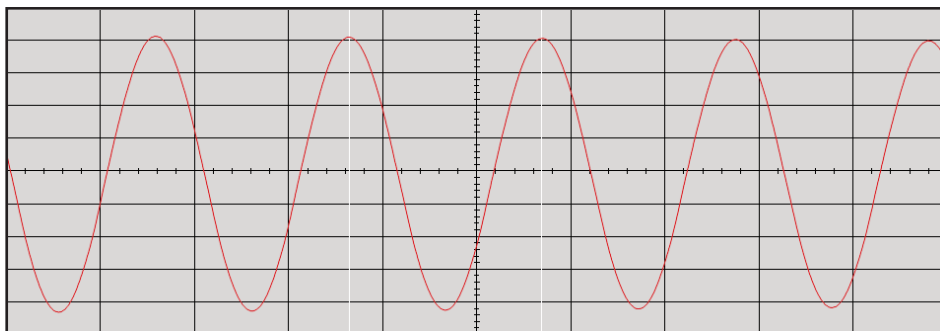
Students may fit an optional Damper Kit (TM167a) to test how viscous damping affects the beam oscillations. This simple piston disc and cylinder form a dashpot damper that fits to the Test Frame under the beam. It works with easily found non-toxic fluids (not supplied) for different damping levels. For example: water and vegetable oil will produce light damping, while castor oil produces heavy damping. Students may try their own fluids (provided they are safe and do not damage the equipment) and their own piston discs for project work.

When using the Damper Kit, VDAS can fit its displayed data to underdamped and overdamped viscous damping models.

Note: You may purchase any number of damper kits to make the change between the various fluids more convenient.

Standard Features

- Supplied with lecturer guide and student guide
- Five-year warranty
- Manufactured in accordance with the latest European Union directives



VDAS software showing plot of oscillation

- TecEquipment Ltd, Bonsall Street, Long Eaton, Nottingham NG10 2AN, UK
- T +44 115 972 2611 • F +44 115 973 1520 • E info@tecequipment.com • W www.tecequipment.com
- An ISO 9001 certified company
- VDAS is a registered trademark of TecEquipment Ltd

TM167

Free Vibrations of a Beam and Spring

Experiments

- Spring extension and force (spring constant), and Hooke's law
- Phase difference between displacement and its derivatives
- Frequency of oscillation and varying mass moment of inertia by varying mass value
- Frequency of oscillation and spring constant
- Frequency of oscillation and varying mass moment of inertia by varying mass position
- Oscillation damping and coefficient (needs optional Damper Kit)

Essential Base Unit

Free Vibrations Test Frame (TM160)

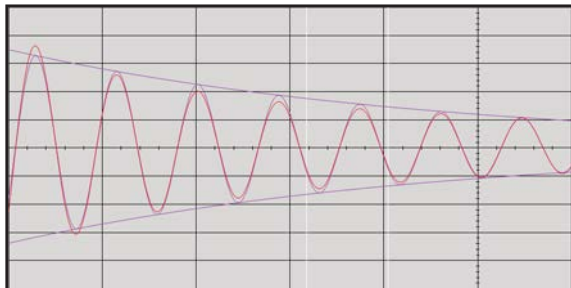
Essential Ancillary

- Versatile Data Acquisition System – bench-mounted version VDAS-B (mkII)

Note: This equipment needs VDAS (mkII) and will not work with earlier versions of VDAS. If unsure, contact TecQuipment or your local agent.

Recommended Ancillaries

- Damper Kit (TM167a)



VDAS software showing plot of damped oscillation

Operating Conditions

Operating environment:
Laboratory environment

Storage temperature range:
–25°C to +55°C (when packed for transport)

Operating temperature range:
+5°C to +40°C

Operating relative humidity range:
80% at temperatures < 31°C decreasing linearly to 50% at 40°C

Specifications - TM167

Nett dimensions and weight:
Back Panel 270 mm high x 850 mm wide x 120 mm front to back

Spring Bracket 245 mm high x 140 mm wide x 50 mm front to back.

Total 8 kg (including masses)

Approximate packed volume and weight:
0.08 m³ and 10 kg

Other parts included:

- 2 x Springs of different constant
- Masses (2 of each): 50 g , 100 g, 150 g, 200 g and 250 g
- Analogue Lead to connect to VDAS

Specifications - TM167a

Nett dimensions and weight:
135 mm high x 110 mm wide x 135 mm front to back and 1 kg

Approximate packed volume and weight:
0.01 m³ and 2 kg



The TM167 in use (other items not included)

- TecQuipment Ltd, Bonsall Street, Long Eaton, Nottingham NG10 2AN, UK
- **T** +44 115 972 2611 • **F** +44 115 973 1520 • **E** info@tecquipment.com • **W** www.tecquipment.com
- An ISO 9001 certified company
- VDAS is a registered trademark of TecQuipment Ltd

tradition.

innovation.

integration.

infoWERK is a leading expert in the development of eLearning courseware, learning system solutions, teaching and AV equipment.

Furthermore infoWERK is the representative and system integrator of "TecQuipment".

TecQuipment is one of the global leaders in technical teaching equipment for engineering. If you are interested in one of TecQuipment's products feel free to contact us at:



infoWERK Medien & Technik GmbH

Martinsbühel 6 / A-6170 Zirl / Austria

Phone: +43 (0) 5238 52099-0 / Fax: +43 (0) 5238 52099-40

E-Mail: info@infowerk.at / Website: infowerk.at

Otto-Dürr-Straße 25

D-70435 Stuttgart, Zuffenhausen/ Germany

Phone: +49 (0) 711 342471-0 / Fax: +49 (0) 711 342471-11

E-Mail: info@de.infowerk.at / Website: infowerk.at